

# National Housing Construction Index

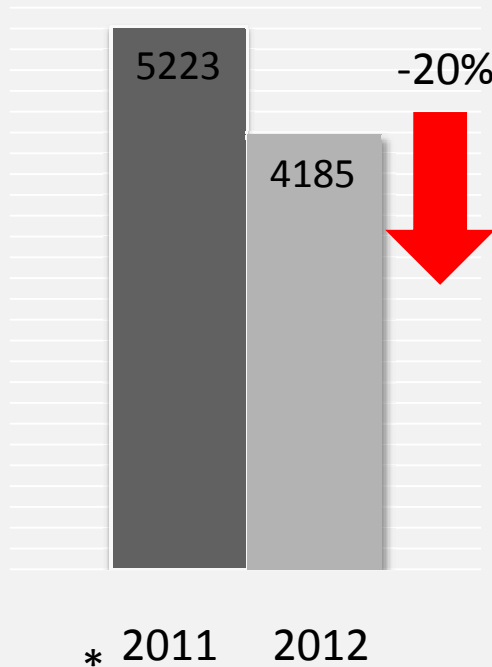


Volume 2 January – April 2012

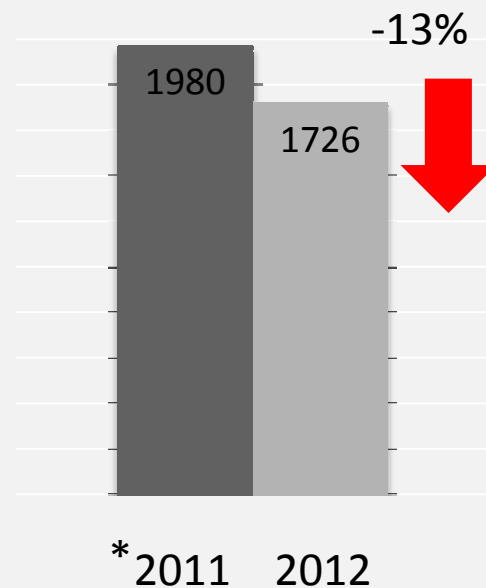
The **National Housing Construction Index** has been compiled from data gathered and posted on the [www.link2plans.com](http://www.link2plans.com) website. Link2Plans analyse and classify all planning Applications and Commencement Notices as provided by local authorities. The National Construction Housing Index will be produced by the team of researchers in [www.link2plans.com](http://www.link2plans.com) on a bi-monthly basis.

The **National Housing Construction Index** by Link2Plans indicates current and future housing construction activity on national, regional and local level. Two key sets of data are used. The first, Planning Applications are a measure of sentiment and a measure of potential future activity. The second, Commencement notices are a real time barometer of actual housing construction activity.

## Applications



## Commencements



\*Figures for Jan – April

### Key Findings:

- Nationally the index is down for both Applications and Commencements.
- Nationally Applications are down 20%.  
Donegal, Longford and Leitrim the only counties to experience an increase.  
Largest fall is Kildare and Kerry down 39% , then Clare down 35% , Kilkenny and Monaghan down 34%.
- Nationally Commencements are down 13%.  
The Largest fall in Commencements is Donegal down 35%.  
Followed by Monaghan down 34% and Galway down 31%.  
The counties with the largest percentage increase are Longford, Waterford, Westmeath and Cavan.
- Dublin and Cork are down 5% and 7% respectively .

# National Housing Construction Index



Volume 2 January – April 2012

Applications by county				
	Jan-Apr 2011	Jan-Apr 2012	+/-	% Change
Kildare	205	126	-79	-39%
Kerry	200	123	-77	-39%
Clare	176	115	-61	-35%
Kilkenny	125	82	-43	-34%
Monaghan	92	61	-31	-34%
Waterford	129	86	-43	-33%
Offaly	74	51	-23	-31%
Mayo	171	119	-52	-30%
Tipperary	188	137	-51	-27%
Roscommon	69	52	-17	-25%
Meath	230	175	-55	-24%
Louth	143	111	-32	-22%
Dublin	897	728	-169	-19%
Wicklow	175	143	-32	-18%
Limerick	221	182	-39	-18%
Galway	358	295	-63	-18%
Sligo	94	79	-15	-16%
Westmeath	88	74	-14	-16%
Cavan	65	55	-10	-15%
Wexford	197	171	-26	-13%
Cork	789	687	-102	-13%
Carlow	67	59	-8	-12%
Laois	71	65	-6	-8%
Donegal	343	351	8	2%
Longford	29	30	1	3%
Leitrim	27	28	1	4%
<b>Grand Total</b>	<b>5223</b>	<b>4185</b>	<b>-1038</b>	<b>-20%</b>



# National Housing Construction Index



Volume 2 January – April 2012

Commencements by county				
	Jan-Apr 2011	Jan-Apr 2012	+/-	% Change
Donegal	121	79	-42	-35%
Monaghan	32	21	-11	-34%
Galway	166	115	-51	-31%
Limerick	99	73	-26	-26%
Laois	39	29	-10	-26%
Tipperary	86	64	-22	-26%
Wexford	81	62	-19	-23%
Roscommon	30	23	-7	-23%
Kerry	95	80	-15	-16%
Clare	89	75	-14	-16%
Kilkenny	61	52	-9	-15%
Kildare	72	62	-10	-14%
Carlow	24	21	-3	-13%
Wicklow	51	46	-5	-10%
Louth	52	48	-4	-8%
Cork	196	182	-14	-7%
Dublin	351	333	-18	-5%
Meath	77	75	-2	-3%
Sligo	43	44	1	2%
Offaly	31	33	2	6%
Mayo	38	41	3	8%
Leitrim	18	20	2	11%
Cavan	43	48	5	12%
Westmeath	32	36	4	13%
Waterford	44	50	6	14%
Longford	9	14	5	56%
<b>Grand Total</b>	<b>1980</b>	<b>1726</b>	<b>-254</b>	<b>-13%</b>

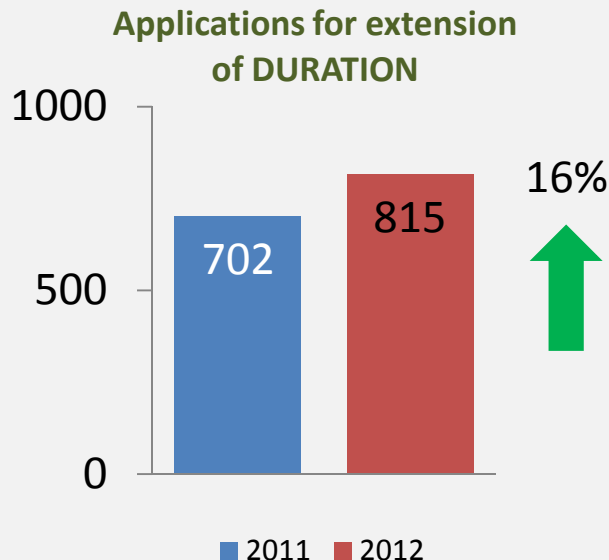


# National Housing Construction Index



Volume 2 January – April 2012


## Increase in extension of DURATION Applications



Researchers noted an increase of 16% year on year in the number of extension of **Duration** Applications relating to residential projects. Interestingly extension of **Duration** applications also now account for 16% of all residential applications in 2012.

### Methodology:

The sources of data for the Index are Planning Applications and Commencement notices as provided by local authorities under the planning and development act 2000 and the building control regulations 1997. It should be noted that under planning and development act 2000 some categories of building are exempted from planning permission e.g. some extensions under 40sq mts, such exemptions are not included in the index. Non "construction activity" related applications such as fire certificates, retentions, extension of duration etc..... have been excluded from the index. This index focuses on "Housing Based" construction activity only i.e. House Construction, House Extensions and Residential Developments.



**ABOUT THE AUTHOR:** Danny O'Shea is Managing Director & Co-Founder of Link2Plans. Established in 2010 Link2Plans is the portal for every current planning application, approval and commencement in the country. Previously Danny was Managing Director at Riverside Manufacturing (Ireland). Danny holds a Diploma in Computing (1986) and an MBA from DKIT (2006) and has been involved in systems development, management, innovation and online development for the past 25 years.

### Disclaimer – Link2Plans

The **National Housing Construction Index** is prepared from information that is provided by local authorities under planning and building control regulations. We believe that the index is collated with care from data available at the time of publishing, but we do not make any statement as to its accuracy or completeness. We reserve the right to vary our methodology and to edit or discontinue the indices, or analysis at any time. Persons seeking to place reliance on any information contained in this index for their own or third party commercial purposes do so at their own risk.